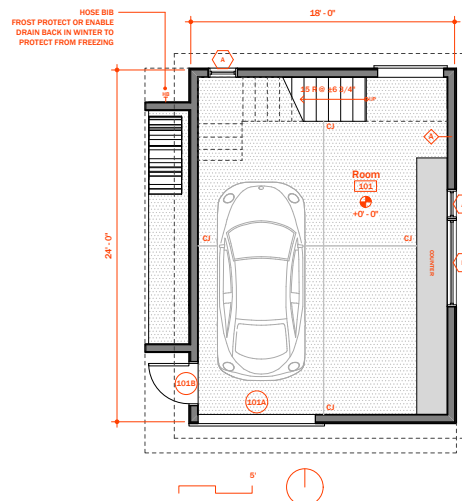
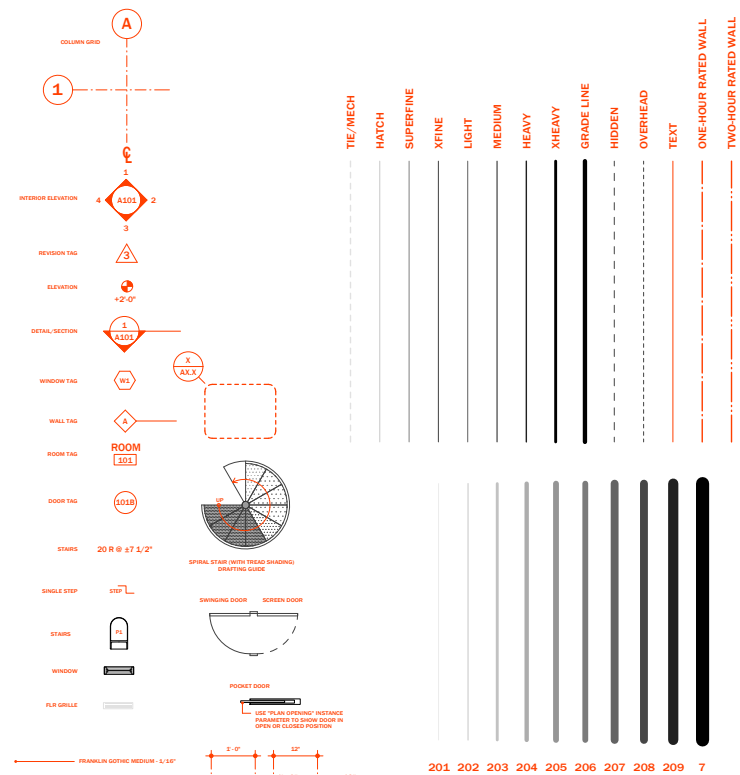


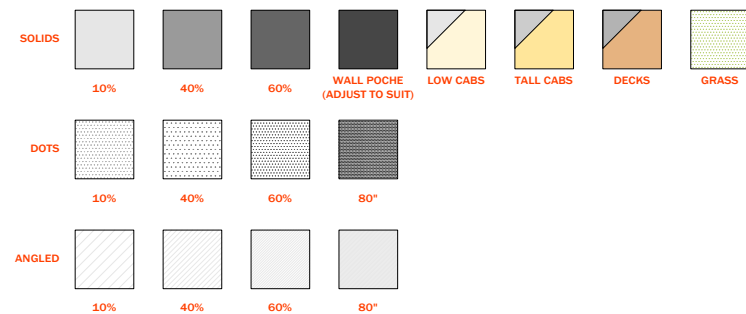
3 TYP. FOUNDATION
SCALE: 1/4" = 1'-0"



1 DRAWING TITLE
SCALE: 1/4" = 1'-0"



- FRANKLIN GOTHIC MEDIUM - 1/16"
- FRANKLIN GOTHIC MEDIUM - 3/32"
- FRANKLIN GOTHIC MEDIUM - 1/8"
- FRANKLIN GOTHIC MEDIUM - 3/16"
- FRANKLIN GOTHIC MEDIUM - 1/4"
- FRANKLIN GOTHIC MEDIUM - 1/2"**



LOGO
GOES HERE.

PROJECT
X RESIDENCE

TOWN, STATE
DATE
PROJECT NO
REVISION

NOTES
1. ALL DIMENSIONS SHOWN ARE TO F.A. UNLESS OTHERWISE NOTED.
2. HOUSE BATHING 1.1' - 0' - 0"

NOT FOR CONSTRUCTION

MAIN LEVEL
FLOOR PLAN

SCALE: As Indicated

A1.1

DESIGNED BY: Author

OFFICIAL 30X40 Design Workshop Revit Template is now available. Get the compelling graphic styling for plans and elevations created by Eric Reinholdt for his award-winning architecture practice. [Go here](#) for more details.